



Drawer Kit

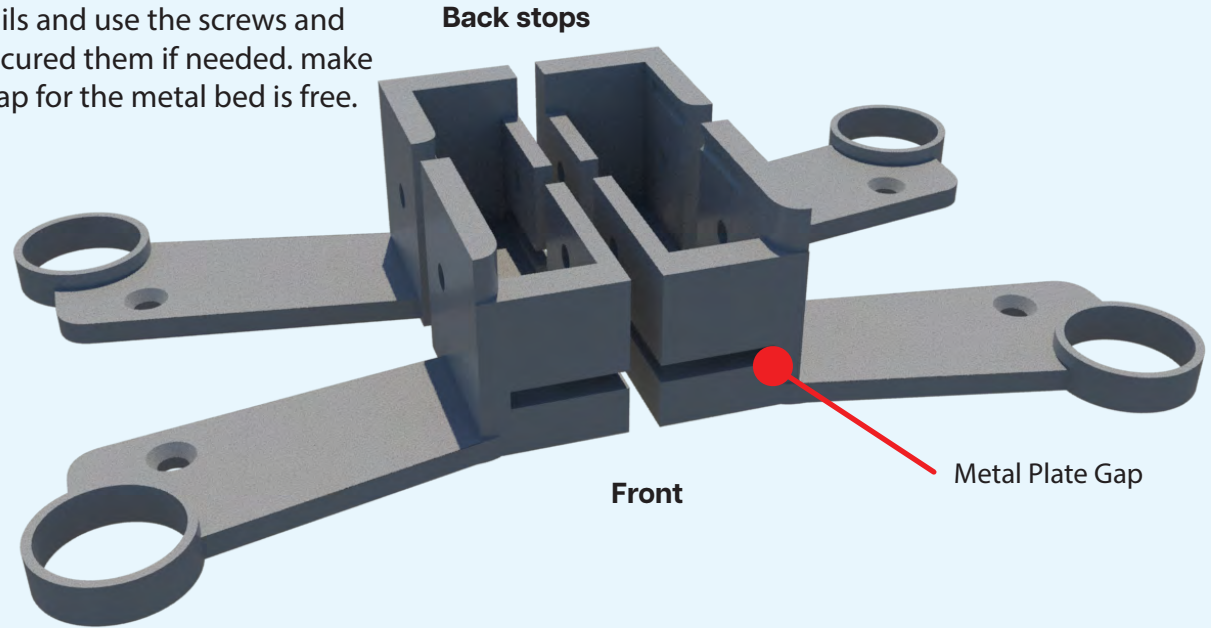
Honeycomb Slider Alignment and Drawer will allow you to slide your honeycomb and metal sheet on and off your machine to facilitate cleaning and quick setup for your rotary or taller materials.

Important Notes


Your machine needs to use leg risers to be able to work (two risers are recommended).

Legs Support and Rails

Set the rails and use the screws and T-nuts to secured them if needed. make sure the gap for the metal bed is free.




Side Guides



Use the side guides to help you slide the metal sheet and the honeycomb easier. set them close to the back to help with the weight and alignment

Middle Support Rail



Use the Dove Tails to assemble the rails
There is two rails that should be distribute in the middle to support the metal sheet

